

Engagement Summary

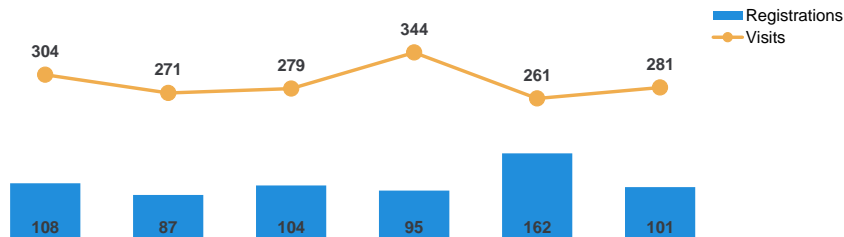
Engagement Metric	As % Of Total Population: 0		
	2022-08	YTD Annualized	LTD
% Registered	-	-	-
% Unique Engagement (Visitors / Lives)	-	-	-
% Overall Engagement (Visits / Lives)	-	-	-

Year To Date Activity

Registration Summary	YTD
# Registered	881

Visit Summary	YTD
# Unique Visitors	1,312
# Visits	2,274

Monthly Activity Last Six Months



Registration Summary	Prior	2022-03	2022-04	2022-05	2022-06	2022-07	2022-08	LTD
# Registered	10,359	108	87	104	95	162	101	11,016

Note: Registration month is captured per the date of Doctor On Demand registration, not the date when the member associated the organization to his/her profile.

Visit Summary	Prior	2022-03	2022-04	2022-05	2022-06	2022-07	2022-08	LTD	
# Unique Visitors	4,457	256	221	235	275	209	232	4,921	
# Visits	11,840	304	271	279	344	261	281	13,580	
Visit Frequency	% 1 Visit	51.1%	87.1%	83.3%	86.8%	80.7%	80.9%	83.6%	50.0%
	% 2 Visits	18.9%	9.4%	12.2%	10.2%	15.6%	14.8%	12.9%	18.8%
	% 3+ Visits	30.0%	3.5%	4.5%	3.0%	3.6%	4.3%	3.4%	31.2%

Note: Because a visitor can be unique in multiple months, but only once over history, Prior + Monthly "# Unique Visitors" will not sum to the Total.

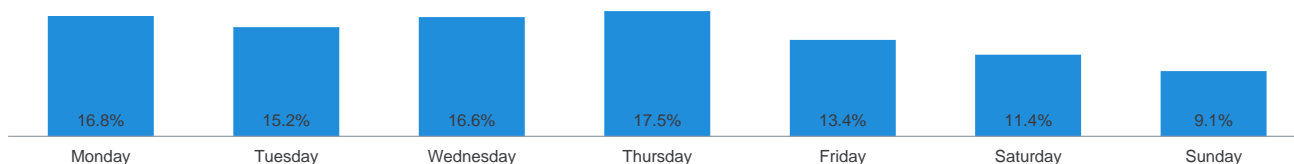
Visit Type Summary	Prior	2022-03	2022-04	2022-05	2022-06	2022-07	2022-08	LTD	
Medical	9,405	244	218	225	295	220	220	10,827	
Mental Health	Therapy	1,301	36	35	36	26	24	43	1,501
	Psychiatry	1,134	24	18	18	23	17	18	1,252

Benefit Summary	Prior	2022-03	2022-04	2022-05	2022-06	2022-07	2022-08	LTD
# Visits With Benefit Applied	11,537	299	265	265	335	243	262	13,206
# Visits Without Benefit Applied	303	5	6	14	9	18	19	374

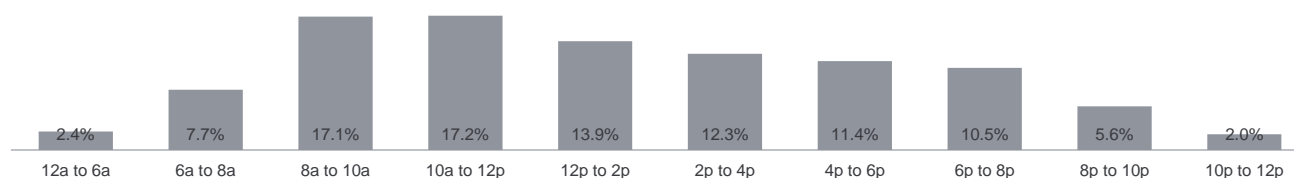
Note: Benefit not applied on visits by ineligible members, visits by members not properly associated to organization / insurance, or on visits where a discount has been applied

Six Month Trends: Visit Time And Demographics

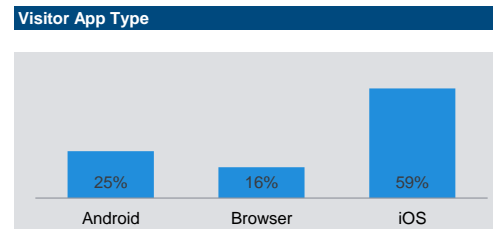
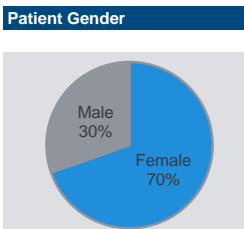
Day Of Week



Hour Of Day



Patient Age	Percentage
0 to 17 (Custodial)	9%
18 to 29	17%
30 to 49	51%
50 and over	23%



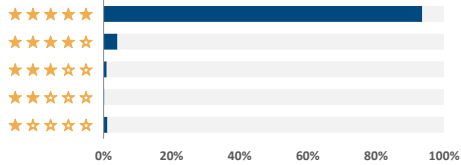
State of Nevada

2022-08 Engagement Report

Historical Visit Experience

9,538 Visit Ratings (1-5 Stars):

Average: **4.9**
Stars:



Avg Connection Time (On Demand Visits Only): **12.5 Minutes**

Historical Post Visit Survey Results

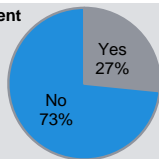
Without Doctor On Demand, where would you have gone to get this issue treated?

Note: Survey presented only when no other post visit action was required

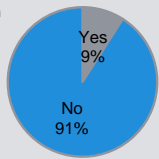
Response	# Responses	% Responses
Emergency Room	186	4%
Urgent Care	2,432	48%
Doctor's Office	1,343	27%
Stayed Home	763	15%
Other	318	6%

Six Month Trends: Visit Initiation

Initiated By Appointment
(Medical Visits Only)

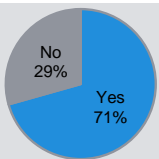


Initiated By Custodian

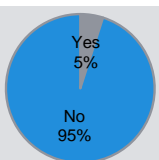


Six Month Trends: Visit Result

Resulted In Rx



Resulted In Lab Order



Historical Top 15 Symptoms

Symptom	# Symptoms	% of All Sym
General Symptoms: Fatigue / weakness	2,873	6%
Head / Neck: Headache	2,827	6%
Chest: Cough	2,796	6%
Head / Neck: Sore throat	2,526	5%
Head / Neck: Congestion / sinus problem	2,440	5%
General Symptoms: Difficulty sleeping	2,395	5%
Head / Neck: Nasal discharge	1,980	4%
General Symptoms: Fever	1,492	3%
General Symptoms: Loss of appetite	1,302	3%
Genitourinary: Discomfort / burning with urination	1,291	3%
Genitourinary: Frequent urination	1,271	3%
Head / Neck: Congestion/sinus problem	989	2%
Head / Neck: Ear pain	962	2%
Head / Neck: Difficulty / pain swallowing	916	2%
Skin: Skin rashes / bumps	849	2%

Historical Top 15 ICD10 Codes

ICD10 Code And Description	# ICD10s	% of All ICD10
N390 - Urinary tract infection, site not specified	1,219	7%
J0190 - Acute sinusitis, unspecified	811	5%
J069 - Acute upper respiratory infection, unspecified	737	4%
F411 - Generalized anxiety disorder	525	3%
J029 - Acute pharyngitis, unspecified	500	3%
Z760 - Encounter for issue of repeat prescription	418	3%
F419 - Anxiety disorder, unspecified	371	2%
R05 - Cough	337	2%
J209 - Acute bronchitis, unspecified	329	2%
U071 - COVID-19	321	2%
F4323 - Adjustment disorder with mixed anxiety and depressed mo	314	2%
J0180 - Other acute sinusitis	255	2%
F331 - Major depressive disorder, recurrent, moderate	238	1%
F339 - Major depressive disorder, recurrent, unspecified	204	1%
R059 - Cough, unspecified	204	1%

Historical Top 15 Rx

Rx Name	# Rx	% of All Rx
benzonatate	932	7%
predniSONE	876	6%
nitrofurantoin	813	6%
amoxicillin-clavulanate	787	6%
albuterol	763	6%
fluticasone nasal	352	3%
fluconazole	350	3%
sulfamethoxazole-trimethoprim	331	2%
azithromycin	297	2%
amoxicillin	290	2%
FLUoxetine	269	2%
methyIPREDNISolone	260	2%
doxycycline	259	2%
ipratropium nasal	248	2%
sertraline	246	2%

Historical Top 15 Lab Orders

Lab Name	# Lab Orders	% of All Orders
Comprehensive Metabolic Panel	148	9%
TSH with Reflex to Free T4	139	9%
Urinalysis, Complete with Reflex	116	7%
CBC+diff	115	7%
Lipid Panel	105	7%
Urine Culture, Routine	97	6%
Hemoglobin A1c	95	6%
Vitamin D	70	4%
Chlamydia/GC, Urine	54	3%
Urinalysis, Complete	51	3%
B12/Folate	38	2%
Basic Metabolic Panel	34	2%
Stool O&P	28	2%
Stool Culture	27	2%
RPR w/ Reflex	25	2%